



SANREMO
COFFEE MACHINES

Introducing... the CUBE

When you choose Sanremo Coffee Machines, you are not just buying a professional tool or a piece of design: you are acquiring the key to enter our world of "coffee lovers".

When you turn on a Sanremo, you turn on your passion for coffee.

The perfect fit for everyone.




Small machine, big impact

The CUBE is our most compact coffee machine to date. But beneath its minimal exterior lies the technology and power you would expect from any Sanremo machine. Style, and serious substance.



Not just a coffee machine, it's a lifestyle.

CUBE



CUBE

Be your own barista

**Barista-standard coffee
in your own home,
at work, wherever and
whenever you want.**

The CUBE ensures the highest quality coffee experience, cup after cup.

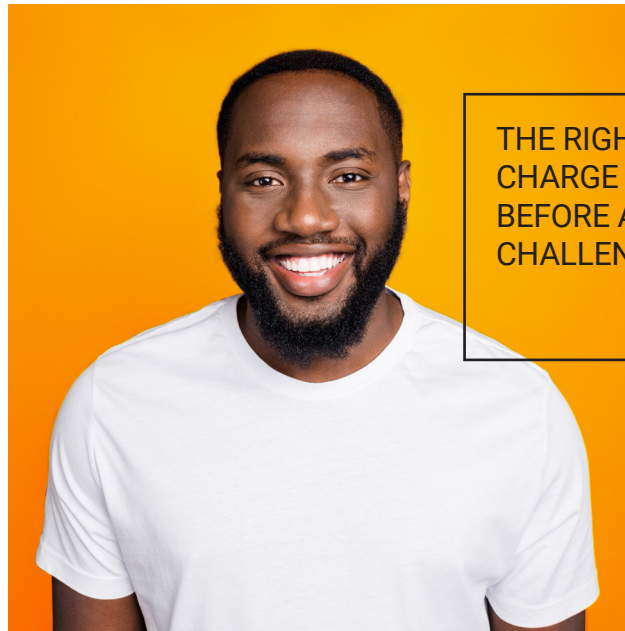

It's time to be your own barista.



SANREMO
COFFEEMACHINES



THE FIRST
"GOOD
MORNING"
YOU WANT
TO HEAR!



THE RIGHT
CHARGE
BEFORE A
CHALLENGE




CUBE



It fits
everywhere

SANREMO
COFFEEMACHINES

LIFE
HAPPENS,
COFFEE
HELPS




ON YOUR
BREAK, WHEN
THE BEST
IDEAS ARE
BORN



Make it yours

Customise your CUBE with different colour and finish options. From simple and chic, to bright and bold - build your dream machine.



CUBE [Ⓐ]
Absolute



CUBE [Ⓑ]
Bi_Colour / Branded



CUBE [Ⓒ]
Custom

Standard Metallic Finishes

Polished Stainless Steel 304BA

Standard Painted Finishes

Black Onyx

Snow White

Racing Red

Special Painted Finishes

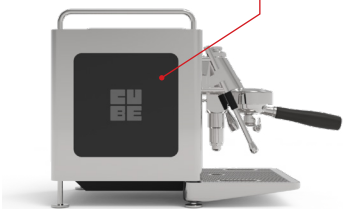
Candy Pink

Illuminating Yellow

Matcha Green

Azure Lake

Your logo here



Wood


Leather

Fabric

etc.



...





Choose your CUBE


CUBE Technical Features

- + 1.9L heat exchanger boiler stainless steel AISI 316
- + 1.8L internal water tank
- + E61 therosiphon group with mechanical pre-infusion
- + Vibration pump
- + Boiler power 1500W/230Vac - 1300W/120Vac
- + Energy Saving System
- + WiFi connection with Web App
- + Complete set of accessories for user experience



CUBE^R Plus features

- + Selectable water supply from internal tank or home main line
- + High performance volumetric pump rated 54L/h



CUBE & CUBE_R MEASUREMENTS


Width:mm 323 | 12'-3/4"

Depth:mm 465 | 18'-3/8"

Height:.....mm 369 | 14'-1/2"

Weight (CUBE):Kg 22,7 | 50 lbs

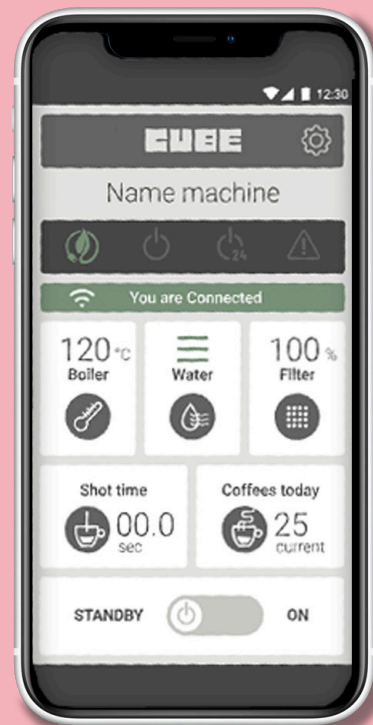
Weight (CUBE_R):Kg 26,5 | 58 lbs



Power, in your hands

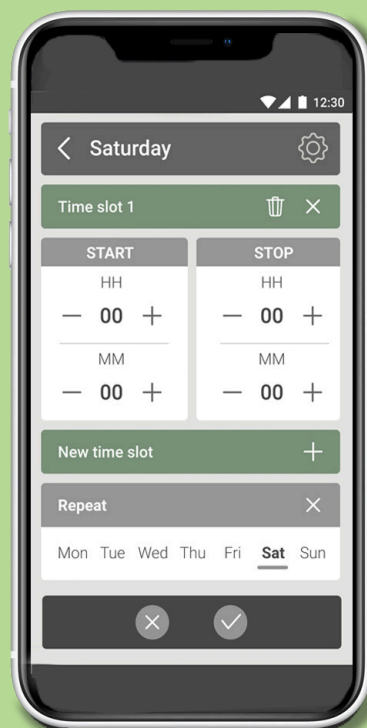
With WiFi technology and the CUBE app you can control your machine from your phone! Including:

- + Remote machine on/off
- + Set-up boiler temperature for CUBE_R
- + Manage water tank level
- + Enable and manage water filter signaling.
- + Show shot time in real time
- + Statistics: daily, weekly and monthly counters for coffee and water consumption.
- + Weekly scheduler to program up to three different "time slot" per day to fit perfectly around your life!



ON & OFF from your phone

Huge energy saving



Point-to-Point directly
with Machine

Cloud to access from anywhere




Different connection modes are available with
mobile, tablet and PC:

Smart coffee at your finger tips.




Manage more than one
machine with the same
app in different places!

Perfect to manage and
control for machines in
your home, B&B, hotel,
office etc...



CUBE

SANREMO
COFFEEMACHINES



SANREMO
COFFEEMACHINES

CUBE

All images are subject to illustrative purpose. The manufacturer reserves the right to modify without prior notice the technical characteristics indicated above.



Enjoy your coffee cubed!

Made for coffee lovers. The CUBE allows you to savour those sacred coffee moments.

Join us!



CUBE

For more information about our coffee machines please contact us at export@sanremomachines.com



SANREMO

COFFEE MACHINES

SANREMO coffee machines s.r.l.
Via Giacomo Bortolan 52
31050 Vascon di Carbonera [TV] – ITALY
T +39 0422 448900
F +39 0422 448935
www.sanremomachines.com

Sanremo Coffee Machines s.r.l. has a certified Quality Management System according to UNI EN ISO 9001:2015 standard.